


FREEMAN MARINE Quick-Acting custom fabricated lens panel hatches offer a wide range of options to meet virtually any specification. Patented chain-drive dogging allows multiple dogs to be actuated by a single bi-square or interior handle. Dogs feature roller bearing cam followers for easy closure. External bi-squares may be ordered for exterior dogging. Several standardized as well as custom sizes may be ordered with either flush or proud coamings. Camber and sheer requirements to match deck profiles can be crafted into hatches. Flush with deck or teak overlay surface hinges are specified for flush hatches. Proud coaming hatches use robust cast hinges. Panels and coamings can be specified with custom alignment for teak overlaying by installation yard or builder.



**PREMIUM DUTY, QUICK-ACTING LENS HATCH DESIGN FEATURES**

- **Patented Chain Drive Quick-Acting Dogging**
- **Standardized and Custom Sized Models**
- **Camber and Sheer to Match Decks** (avail)
- **Acrylic or Tempered Glass Lens, various tints**
- **Precision Machined Frame, robust coaming**
- **Knife-edge Sealing Method**
- **Wide Gasket for Aggressive, Tight Sealing**
- **Flush with Deck or Raised Coamings**
- **Bolt-in and Weld-in Coamings**
- **Cast, Precision Machined Handles, wide selection of styles and finishes**
- **Stainless Steel Surface Hinges with Removable Cover Plates**
- **Gas Spring Assist for Easy Lift and Closure**
- **Custom Drain Locations**
- **Teak Overlay Prep** (avail)
- **Yacht-quality Painted Finish**
- **External Bi-square Opening** (avail)
- **Stainless Steel Shafts and Fasteners**
- **Cast Dogs with Roller Bearing Cam Followers**
- **Glass Filled Striker Wedges**

Top, 3450 bolted in fiberglass foredeck (note 2400 Series chain locker hatch).

Center, 3450 raised coaming, quick-acting lens hatch, exterior view, closed

Bottom, 3450 raised coaming, quick-acting lens hatch, exterior view, open



Deep gutter, Open



Deep gutter, Underside, Dogged



Small lens, Underside, Dogged



Small lens, Open



Flush hinges, Clamp-in coaming



Surface hinges, For flush mounted hatch




Hinge, Raised for teak overlay



Raised coaming, Surface hinge




Deep gutter, Flange drilled for bolt-in



Raised coaming, Two-tone paint, Closed



Raised coaming, 37" rough opening



Bi-square, Mounted in lens panel



Handle, Quick-acting, Low profile, Polished



Striker with mount for proximity switch



Raised coaming, Hinge, Dog, Gasket



Gas spring mount and locking tube



Raised coaming, Corner dog, Gas spring mount on panel



Deep gutter, Corner dog, Drain




Raised coaming, Open, Showing lens fritting



Raised coaming, Open, Corner dogs, Strikers



Round lens hatch



Small lens, Prep for teak, Closed



Large panel, 37" rough, Five dogs, Interior view



Large panel, 37" rough, Five dogs, Exterior view